



# Deutschsprachige Anleitung

Eine deutschsprachige Version der nachfolgenden Seite ist unter <https://www.dokuwiki.org/de:syntax> zu finden.

## Formatting Syntax

 **DokuWiki** supports some simple markup language, which tries to make the datafiles to be as readable as possible. This page contains all possible syntax you may use when editing the pages. Simply have a look at the source of this page by pressing the *Edit this page* button at the top or bottom of the page. If you want to try something, just use the [playground](#) page. The simpler markup is easily accessible via  [quickbuttons](#), too.

### Basic text formatting

DokuWiki supports **bold**, *italic*, underlined and monospaced texts. Of course you can **combine** all these.

```
DokuWiki supports bold, //italic//, __underlined__ and 'monospaced'
texts.
Of course you can __//'combine'//__ all these.
```

You can use <sub>subscript</sub> and <sup>superscript</sup>, too.

```
You can use <sub>subscript</sub> and <sup>superscript</sup>, too.
```

You can mark something as ~~deleted~~ as well.

```
You can mark something as <del>deleted</del> as well.
```

**Paragraphs** are created from blank lines. If you want to **force a newline** without a paragraph, you can use two backslashes followed by a whitespace or the end of line.

This is some text with some linebreaks

Note that the two backslashes are only recognized at the end of a line

or followed by

a whitespace \\this happens without it.

```
This is some text with some linebreaks\\ Note that the
two backslashes are only recognized at the end of a line\\
or followed by\\ a whitespace \\this happens without it.
```

You should use forced newlines only if really needed.

# Links

DokuWiki supports multiple ways of creating links.

## External


External links are recognized automatically: <http://www.google.com> or simply [www.google.com](http://www.google.com) - You can set the link text as well: [This Link points to google](#). Email addresses like this one: [andi@splitbrain.org](mailto:andi@splitbrain.org) are recognized, too.

```
DokuWiki supports multiple ways of creating links. External links are
recognized
automagically: http://www.google.com or simply www.google.com - You can set
link text as well: [[http://www.google.com|This Link points to google]].
Email
addresses like this one: <andi@splitbrain.org> are recognized, too.
```

## Internal

Internal links are created by using square brackets. You can either just give a [pagename](#) or use an additional [link text](#).

```
Internal links are created by using square brackets. You can either just
give
a [[pagename]] or use an additional [[pagename|link text]].
```

 [Wiki pagenames](#) are converted to lowercase automatically, special characters are not allowed.

You can use [namespaces](#) by using a colon in the pagename.



```
You can use [[some:namespaces]] by using a colon in the pagename.
```

For details about namespaces see  [namespaces](#).



Linking to a specific section is possible, too. Just add the section name behind a hash character as known from HTML. This links to [this Section](#).

```
This links to [[syntax#internal|this Section]].
```

Notes:

- Links to [existing pages](#) are shown in a different style from [nonexisting](#) ones.
- DokuWiki does not use  [CamelCase](#) to automatically create links by default, but this behavior can be enabled in the  [config](#) file. Hint: If DokuWiki is a link, then it's enabled.
- When a section's heading is changed, its bookmark changes, too. So don't rely on section linking too much.


## Interwiki

DokuWiki supports  [Interwiki](#) links. These are quick links to other Wikis. For example this is a link to Wikipedia's page about Wikis:  [Wiki](#).

DokuWiki supports `[[doku>Interwiki]]` links. These are quick links to other Wikis.

For example this is a link to Wikipedia's page about Wikis: `[[wp>Wiki]]`.

## Windows Shares

Windows shares like [this](#) are recognized, too. Please note that these only make sense in a homogeneous user group like a corporate  [Intranet](#).

Windows Shares like `[[\\server\share|this]]` are recognized, too.

Notes:

- For security reasons direct browsing of windows shares only works in Microsoft Internet Explorer per default (and only in the „local zone“).
- For Mozilla and Firefox it can be enabled through the config option [security.checkloaduri](#) but this is not recommended.
- See 151 for more info.

## Image Links

You can also use an image to link to another internal or external page by combining the syntax for links and [images](#) (see below) like this:

```
[[http://www.php.net|{{wiki:dokuwiki-128.png}}]]
```



Please note: The image formatting is the only formatting syntax accepted in link names.

The whole [image](#) and [link](#) syntax is supported (including image resizing, internal and external images and URLs and interwiki links).

## Footnotes

You can add footnotes <sup>1)</sup> by using double parentheses.

You can add footnotes ((This is a footnote)) by using double parentheses.

# Sectioning

You can use up to five different levels of headlines to structure your content. If you have more than three headlines, a table of contents is generated automatically - this can be disabled by including the string `~~NOTOC~~` in the document.

## Headline Level 3

## Headline Level 4


## Headline Level 5


```
==== Headline Level 3 ====
=== Headline Level 4 ===
== Headline Level 5 ==
```

By using four or more dashes, you can make a horizontal line:




# Images and other files

You can include external and internal  images with curly brackets. Optionally you can specify the size of them.

Real size: 

Resize to given width: 

Resize to given width and height<sup>2)</sup>: 

Resized external image: 

```
Real size:                {{wiki:dokuwiki-128.png}}
Resize to given width:    {{wiki:dokuwiki-128.png?50}}
Resize to given width and height: {{wiki:dokuwiki-128.png?200x50}}
Resized external image:  {{http://de3.php.net/images/php.gif?200x50}}
```

By using left or right whitespaces you can choose the alignment.



```

{{ wiki:dokuwiki-128.png}}
{{wiki:dokuwiki-128.png }}
{{ wiki:dokuwiki-128.png }}

```

Of course, you can add a title (displayed as a tooltip by most browsers), too.



```

{{ wiki:dokuwiki-128.png |This is the caption}}

```

If you specify a filename (external or internal) that is not an image (gif, jpeg, png), then it will be displayed as a link instead.

For linking an image to another page see [Image Links](#) above.

## Lists

Dokuwiki supports ordered and unordered lists. To create a list item, indent your text by two spaces and use a \* for unordered lists or a - for ordered ones.

- This is a list
  - The second item
    - You may have different levels
  - Another item
1. The same list but ordered
  2. Another item
    1. Just use indentation for deeper levels
  3. That's it


```


* This is a list
* The second item
  * You may have different levels
* Another item

- The same list but ordered
- Another item
  - Just use indentation for deeper levels
- That's it

```

## Smileys

DokuWiki converts commonly used  [emoticons](#) to their graphical equivalents. More smileys can be placed in the smiley directory and configured in the conf/smileys.conf file. Here is an overview of Smileys included in DokuWiki.

-  8-)
-  8-O
-  :-(
-  :-)
-  =)
-  :-/
-  :-\
-  :-?
-  :-D
-  :-P
-  :-O
-  :-X
-  :-|
-  ;-)
-  ^\_^
-  :?:
-  !:
-  LOL

-  **Fix Me!** FIXME

-  **Delete!** DELETEME

## Typography

DokuWiki can convert simple text characters to their typographically correct entities. Here is an example of recognized characters.

→ ← ↔ ⇒ ⇐ ⇔ » « – — 640×480 © ™ ® „He thought 'It's a man's world'...”

```
-> <- <-> => <=> <=> >> << -- --- 640x480 (c) (tm) (r)
"He thought 'It's a man's world'..."
```

Please note: These conversions can be turned off through a [config option](#) and a [pattern file](#).

## Quoting

Some times you want to mark some text to show it's a reply or comment. You can use the following syntax:

```
I think we should do it
> No we shouldn't
>> Well, I say we should
> Really?
>> Yes!
>>> Then lets do it!
```

I think we should do it

```
| No we shouldn't
| | Well, I say we should
| Really?
| | Yes!
| | | Then lets do it!
```

## Tables

DokuWiki supports a simple syntax to create tables.

Heading 1	Heading 2	Heading 3	
Row 1 Col 1	Row 1 Col 2	Row 1 Col 3	
Row 2 Col 1	some colspan (note the double pipe)		Row 1 Col 3
Row 3 Col 1	Row 2 Col 2	Row 2 Col 3	

Table rows have to start and end with a | for normal rows or a ^ for headers.

```
^ Heading 1      ^ Heading 2      ^ Heading 3      ^
| Row 1 Col 1    | Row 1 Col 2    | Row 1 Col 3    |
```

```
| Row 2 Col 1 | some colspan (note the double pipe) ||
| Row 3 Col 1 | Row 2 Col 2 | Row 2 Col 3 |
```

To connect cells horizontally, just make the next cell completely empty as shown above. Be sure to have always the same amount of cell separators!

Vertical tableheaders are possible, too.

	<b>Heading 1</b>	<b>Heading 2</b>
<b>Heading 3</b>	Row 1 Col 2	Row 1 Col 3
<b>Heading 4</b>	no colspan this time	
<b>Heading 5</b>	Row 2 Col 2	Row 2 Col 3

As you can see, it's the cell separator before a cell which decides about the formatting:

```
|           ^ Heading 1           ^ Heading 2           ^
^ Heading 3 | Row 1 Col 2           | Row 1 Col 3           |
^ Heading 4 | no colspan this time |           |
^ Heading 5 | Row 2 Col 2           | Row 2 Col 3           |
```

Note: Vertical spans (rowspan) are not possible.

You can align the table contents, too. Just add at least two whitespaces at the opposite end of your text: Add two spaces on the left to align right, two spaces on the right to align left and two spaces at least at both ends for centered text.

<b>Table with alignment</b>		
right	center	left
left	right	center
xxxxxxxxxxxxx	xxxxxxxxxxxxx	xxxxxxxxxxxxx

This is how it looks in the source:

```
^           Table with alignment           ^^^
|           right|           center |left |
|left         |           right| center |
| xxxxxxxxxxxxx | xxxxxxxxxxxxx | xxxxxxxxxxxxx |
```

## Non-parsed Blocks

You can include non-parsed blocks into your documents by either indenting them by at least two spaces (like used for the previous examples) or by using the tags code or file.

```
This is preformatted code all spaces are preserved: like <-this
```

```
This is pretty much the same, but you could use it to show that you quoted a file.
```

To let the parser ignore an area completely (ie. do no formatting on it), enclose the area either with

nowiki tags or even simpler, with double percent signs %%.

This is some text which contains addresses like this: <http://www.splitbrain.org> and **formatting**, but nothing is done with it.

See the source of this page to see how to use these blocks.

## Syntax Highlighting

[DokuWiki](#) can highlight sourcecode, which makes it easier to read. It uses the [GeSHi](#) Generic Syntax Highlighter - so any language supported by GeSHi is supported. The syntax is the same like in the code block in the previous section, but this time the name of the used language is inserted inside the tag. Eg. `<code java>`.

```


/**
 * The HelloWorldApp class implements an application that
 * simply displays "Hello World!" to the standard output.
 */
class HelloWorldApp {
    public static void main(String[] args) {
        System.out.println("Hello World!"); //Display the string.
    }
}

```

The following language strings are currently recognized: *abap, actionscript-french, actionscript, actionscript3, ada, apache, applescript, asm, asp, autoit, bash, basic4gl, blitzbasic, bnf, boo, c, c\_mac, caddcl, cadlisp, cfdg, cfm, cil, cobol, cpp, cpp-qt, csharp, css, delphi, diff, div, dos, dot, d, eiffel, fortran, freebasic, genero, glsl, gml, gnuplot, groovy, gettext, haskell, html, idl, ini, inno, io, java5, java, javascript, kixtart, klonec, klonecpp, latex, lisp, lotusformulas, lotusscript, lua, m68k, matlab, mirc, mpasm, mxml, mysql, nsis, objc, ocaml-brief, ocaml, oobas, oracle8, pascal, perl, per, php-brief, php, pic16, plsqli, povray, powershell, progress, python, qbasic, rails, reg, robots, ruby, sas, scala, scheme, sdlbasic, smalltalk, smarty, sql, tcl, text, thinbasic, tsql, typoscript, vbnet, vb, verilog, vhdl, visualfoxpro, winbatch, xml, xorg\_conf, xpp, z80*

## RSS/ATOM Feed Aggregation

[DokuWiki](#) can integrate data from external XML feeds. For parsing the XML feeds, [SimplePie](#) is used. All formats understood by SimplePie can be used in DokuWiki as well. You can influence the rendering by multiple additional space separated parameters:

Parameter	Description
any number	will be used as maximum number items to show, defaults to 8
reverse	display the last items in the feed first
author	show item authors names
date	show item dates
description	show the item description. If  HTML is disabled all tags will be stripped
n[dhm]	refresh period, where d=days, h=hours, m=minutes. (e.g. 12h = 12 hours).

The refresh period defaults to 4 hours. Any value below 10 minutes will be treated as 10 minutes. [DokuWiki](#) will generally try to supply a cached version of a page, obviously this is inappropriate when the page contains dynamic external content. The parameter tells [DokuWiki](#) to re-render the page if it is more than *refresh period* since the page was last rendered.

### Example:

```
{{rss>http://slashdot.org/index.rss 5 author date 1h }}
```

- [Microsoft Pulls the Plug On Its Free, Two-Decade-Old Windows Deployment Toolkit](#) von msmash (2026/01/12 21:50)
- [Norway Reaches 97% EV Sales as EVs Now Outnumber Diesels On Its Roads](#) von msmash (2026/01/12 21:10)
- [China is Geoengineering Deserts With Blue-Green Algae](#) von msmash (2026/01/12 20:32)
- [Batman TV Series Premiered 60 Years Ago Today](#) von msmash (2026/01/12 19:45)
- [Revolutionary Eye Injection Saved My Sight, Says First-Ever Patient](#) von msmash (2026/01/12 19:06)

## Embedding HTML and PHP

You can embed raw HTML or PHP code into your documents by using the `html` or `php` tags like this:

```
<html>
This is some <span style="color:red;font-size:150%;">inline HTML</span>
</html>
<HTML>
<p style="border:2px dashed red;">And this is some block HTML</p>
</HTML>
```

```
<html> This is some inline HTML </html> <HTML> <p style=„border:2px dashed red;“>And this is
some block HTML</p> </HTML>
```

```
<php>
echo 'A logo generated by PHP: ';
echo '<img src="" . $_SERVER['PHP_SELF'] . '?' . php_logo_guid() . "'
alt="PHP Logo !" />';
echo '(generated inline HTML)';
</php>
<PHP>
echo '<table class="inline"><tr><td>The same, but inside a block level
element:</td>';
echo '<td><img src="" . $_SERVER['PHP_SELF'] . '?' . php_logo_guid() . "'
alt="PHP Logo !" /></td>';
echo '</tr></table>';
</PHP>
```

```
<php> echo 'A logo generated by PHP: '; echo '<img src=„' . $_SERVER['PHP_SELF'] . '?' .
php_logo_guid() . "' alt=„PHP Logo !" />'; echo '(inline HTML)'; </php> <PHP> echo '<table
class=„inline“><tr><td>The same, but inside a block level element:</td>'; echo '<td><img src=„' .
```

```
$_SERVER['PHP_SELF'] . '?=' . php_logo_guid() . '" alt=„PHP Logo !“ /></td>'; echo '</tr></table>';
</PHP>
```

**Please Note:** HTML and PHP embedding is disabled by default in the configuration. If disabled, the code is displayed instead of executed.

## Control Macros

Some syntax influences how DokuWiki renders a page without creating any output it self. The following control macros are available:

Macro	Description
~~NOTOC~~	If this macro is found on the page, no table of contents will be created
~~NOCACHE~~	DokuWiki caches all output by default. Sometimes this might not be wanted (eg. when the <php> syntax above is used), adding this macro will force DokuWiki to rerender a page on every call

## Syntax Plugins

DokuWiki's syntax can be extended by [Plugins](#). How the installed plugins are used is described on their appropriate description pages. The following syntax plugins are available in this particular DokuWiki installation:

- [AV Task Box](#) 2022-08-08 von [Sherri Wheeler](#)  
Creates task/user story table boxes.
- [Bookcreator Plugin](#) 2024-02-07 von [Gerrit Uitslag \(previous: Luigi Micco\)](#)  
Allow to make a book (PDF, ODT, HTML or text) from selected pages
- [Bootstrap Wrapper Plugin](#) 2022-09-22 von [Giuseppe Di Terlizzi](#)  
Bootstrap Wrapper for DokuWiki
- [Cloud Plugin](#) 2023-02-11 von [Michael Hamann](#), [Michael Klier](#), [Gina Haeussge](#)  
Displays the most used words in a word cloud.
- [Comment Syntax support](#) 2022-01-01 von [Satoshi Sahara](#)  
Allow to use source comment syntax to leave edit instructions of the page. Comments are visible only in the source view, not rendered as any page elements.
- [CSV Plugin](#) 2025-06-04 von [Andreas Gohr](#)  
Displays a CSV file, or inline CSV data, as a table
- [DataTables Plugin](#) 2023-08-31 von [Giuseppe Di Terlizzi](#)  
Add DataTables support to DokuWiki
- [Calendar PlugIn with CalDAV sharing support](#) 2025-07-10 von [Andreas Boehler](#), [Scott Lee Chua](#)  
Create one calendar per page and share/subscribe via CalDAV
- [discussion plugin](#) 2025-07-04 von [Michael Hamann](#), [Gerrit Uitslag](#), [Gina Häussge](#), [Christopher Smith](#), [Michael Klier](#), [Esther Brunner](#), [Matthias Schulte](#)  
Provides discussion funtionality for wiki pages
- [Doodle Plugin](#) 2009/08/10 von [Jonathan Tsai](#)  
helps to schedule meetings
- [do plugin](#) 2024-05-12 von [Andreas Gohr](#)  
Assign tasks within the wiki
- [Draw.io plugin](#) 2021-02-21 von [Milos Kozak](#)

- Draw.io integration
- [Dw2Pdf plugin](#) 2023-11-25 von [Andreas Gohr](#) and [Luigi Micco](#)  
DokuWiki to PDF converter
- [Fields Plugin](#) 2021-03-27 von [Aurelien Bompard](#), [Ipaulsen93](#)  
Store and recall user-defined fields
- [Filelist Plugin](#) 2020-09-27 von [Gina Häußge](#), [Dokufreaks](#)  
Lists files matching a given glob pattern.
- [folded plugin](#) 2023-07-22 von [Michael Hamann](#), [Fabian van-de-I\\_Isle](#), [Christopher Smith](#), [Esther Brunner](#)  
Foldable page sections
- [Gallery Plugin](#) 2024-04-30 von [Andreas Gohr](#)  
Creates a gallery of images from a namespace or RSS/ATOM feed
- [Image Map Plugin](#) 2022-11-22 von [Gerry Weißbach](#) / [Michael Große](#)  
Create client-side image maps. Derived from the Version of Tom N Harris
- [imagereference plugin](#) 2023-09-28 von [Gerrit Uitslag](#) (previous: [Martin Heinemann](#))  
Creates references to images/tables in your text, like the LaTeX figure references.
- [include plugin](#) 2023-09-22 von [Michael Hamann](#), [Gina Häussge](#), [Christopher Smith](#), [Michael Klier](#), [Esther Brunner](#)  
Functions to include another page in a wiki page
- [Indexmenu Plugin](#) 2024-01-05 von [Samuele Tognini](#), [Gerrit Uitslag](#)  
Show a customizable and sortable index for a namespace
- [Info Plugin](#) 2020-06-04 von [Andreas Gohr](#)  
Displays information about various DokuWiki internals
- [keyboard](#) 2023-02-23 von [Gina Häußge](#)  
The keyboard plugin provides a combined syntax and action plugin in order to markup text as keyboard keys, similar to (and making use of) the existing (X)HTML tag `<kbd>...</kbd>`. A quick button for the markup is automatically inserted into the toolbar of the edit form.
- [MathJax plugin](#) 2021-11-20 von [Mark Liffiton](#)  
Enables MathJax (<https://www.mathjax.org/>) parsing of TeX math expressions in wiki pages
- [Markdown Page Plugin](#) 2021-01-09 von [Mizunashi Mana](#)  
Write your own Markdown page
- [Navigation Plugin](#) 2023-02-15 von [Andreas Gohr](#)  
Build a navigation menu from a list
- [Navpath plugin](#) 2021-03-26 von [Olaf Steinicke](#)  
Create a navigation path in DokuWiki like "First > Second > Third".
- [Numbered Headings](#) 2023-09-12 von [Satoshi Sahara](#)  
Prepend tiered numbers as indexes for hierarchical headings
- [Pagelist Plugin](#) 2023-08-27 von [Matthias Schulte](#), [Michael Hamann](#), [Michael Klier](#), [Gina Haeussge](#)  
Lists pages in a nice formatted way
- [Page Navigation Plugin](#) 2020-12-07 von [Andreas Gohr](#)  
Displays links to the next or previous alphabetically ordered page
- [PlantUML Parser](#) 2023-11-02 von [Kyle Carter](#)  
This plugin takes PlantUML markup from a wiki page and has it displayed in a user's browser.
- [RefNotes Plugin](#) 2024-02-12 von [Mykola Ostrovskyy](#)  
Extended syntax for footnotes and references.
- [simplenavi plugin](#) 2023-11-13 von [Andreas Gohr](#)  
Create a simple navigation tree based on namespaces
- [Stars2 Plugin](#) 2025-02-07 von [Zahno Silvan](#)  
Embedding Rating Stars
- [struct plugin](#) 2025-09-24 von [Andreas Gohr](#), [Michael Große](#), [Anna Dabrowska](#)  
Add and query additional structured page data

- [Styler plugin 2021-02-27](#) von [Anael Mobilia](#)  
More formatting: verse, quote, epigraph, style [left, right, center, justify, float-left, float-right, box, background]
- [tagfilter 2023-10-21](#) von [lisps](#), [peterfromearth](#)  
easy tag search
- [Tag Plugin 2023-10-17](#) von [Michael Hamann](#), [Gina Häussge](#), [Christopher Smith](#), [Michael Klier](#), [Esther Brunner](#)  
tag wiki pages
- [Translation Plugin 2025-05-20](#) von [Andreas Gohr](#)  
Supports the easy setup of a multi-language wiki.
- [Typography plugin 2020-07-31](#) von [Satoshi Sahara](#)  
Enable typesetting capabilities with CSS font properties such as font face, size, weight, and color of text
- [Video Sharing Site Plugin 2025-12-10](#) von [Andreas Gohr](#)  
Easily embed videos from various Video Sharing sites. Example: `{{youtube>XXXXXX}}`
- [Wrap Plugin 2023-08-13](#) von [Anika Henke](#)  
Universal plugin which combines functionalities of many other plugins. Wrap wiki text inside containers (divs or spans) and give them a class (choose from a variety of preset classes), a width and/or a language with its associated text direction.

1)

This is a footnote

2)

when the aspect ratio of the given width and height doesn't match that of the image, it will be cropped to the new ratio before resizing

From:

<https://services.tubit.tu-berlin.de/wiki/> - **TUB-Wikifarm**

Permanent link:

<https://services.tubit.tu-berlin.de/wiki/doku.php?id=wiki:syntax>

Last update: **2023/12/28 15:50**

